



# Clover Kid Chickens

UNL Clover Kid Team

Clover Kid Corner Website (<http://child.unl.edu/cloverkid>)

## Before You Get Started:

### Information for Parents

“Basics of Chicken Care” - A YouTube video provided by The Eugene Backyard Farmer  
<http://www.youtube.com/watch?v=AGJU0uC99RM&feature=rrellist&playnext=1&list=PL0EF7CA599F169C4F>

Chicken Coop Design - Free Do-It-Yourself chicken coop designs  
[http://www.youtube.com/watch?v=\\_mKLQD20P3o](http://www.youtube.com/watch?v=_mKLQD20P3o)

## When You Finish This You Will Have Helped Your Child:

- ◆ Identify Parts of the Chicken
- ◆ How to Care for a Chicken
- ◆ Practice Handling a Chicken
- ◆ Wash a Chicken
- ◆ To Show a Chicken at the Fair



### State Standards

SC2.3.1.a Differentiate between living and nonliving things

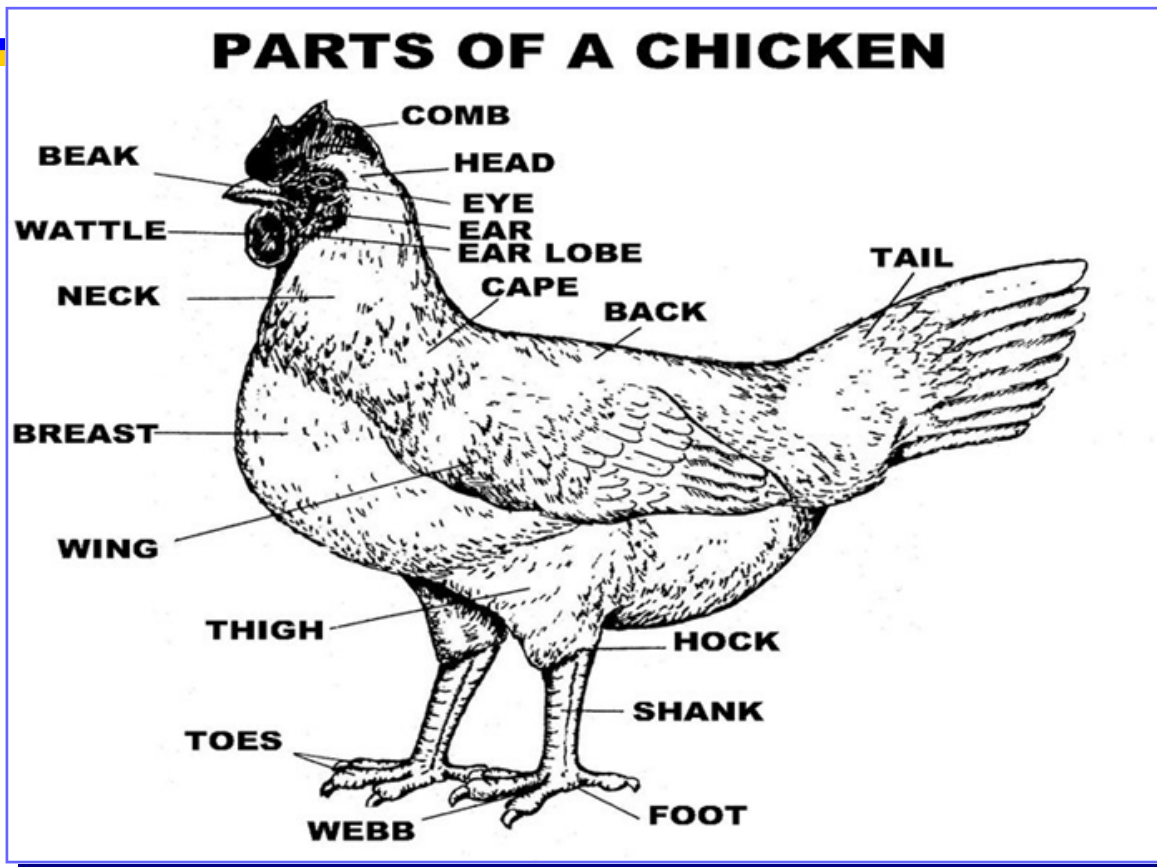
SC2.3.1.b Identify the basic needs of living things (food, water, air, space, shelter)

SC2.3.1.c Identify external parts of plants and animals

SC2.3.2.b Describe how living things change as they grow

## FACTS:

Knowing the parts of the chicken gives you a common language when talking with other people about chickens. Knowing parts of a chicken is important when reporting a problem to your vet, talking with a poultry breeder, or reading about a chicken. You will need to know about these parts when showing your chicken at the fair.



## Practice Handling The Chicken

It is important to handle your chicken properly and safely every day. You may want to develop your handling skills by removing a model chicken from the cage.

- ◆ Place your hand gently over the chicken and pin the chicken to the floor of the cage
- ◆ Steady the chicken by placing your hands over each wing
- ◆ Slowly slide your far hand down and grasp the shoulder
- ◆ Turn your chicken so the head faces the door
- ◆ With both hands hold the wings next to the body
- ◆ Lift your chicken off the floor and take it out head first



# How To Care For Your Chicken

**It is very important to give your chicken fresh food and water every day.**

- A chicken needs water available throughout the day. Depending on its size, the chicken will drink one to two cups of water every day.
- In very warm weather a chicken will drink up to 2 to 4 times that amount.
- Chickens prefer water at temperatures of 50 to 55 degrees.
- If the hen does not have water for 36 hours it will go into a molt. (A molting chicken loses their feathers and replaces them with new ones.)

**Be Sure your chicken gets a nutritionally balanced diet.**

- The best way is to use commercial poultry rations. The protein is highest in rations for chicks. As chickens grow they need less protein and more starch. Always read the label or ask the person at the feed store to give you feeding information.
- A full grown chicken will eat just under two pounds of feed a week!

**The cages or pens must be cleaned frequently.**

**Eggs need to be gathered daily.**

**Birds must be examined for injuries or illness.**

A Must Have Poultry Publication

“Exhibiting 4-H Poultry”

<http://www.ianrpubs.unl.edu/epublic/live/ec282/build/ec282.pdf>

## Getting Your Chicken Ready For Fair

Fill three tubs with luke warm water—First one has mild soap; Second has rinse water; Third has second rinse water

Soak and wash the feathers thoroughly in the same direction as the feathers lay, using your hand or a sponge. Rinse carefully using lukewarm water, then remove and press as much water as possible from the feathers. Do this twice to be sure NO soap remains.

Press the chicken dry with a towel. DO NOT RUB! Place chicken in clean coop or warm room (70°) until chicken is dry. A blow dryer on a warm setting may be used.



Trim excess length on toenails.


Prior to judging, clean the shank and toes. Rub a small amount of mineral oil or petroleum jelly with a Q-tip or cotton ball on the beak, comb, wattle, shanks and feet to give these areas a polished appearance.

# To Show Your Chicken at the Fair

- ◆ Carrying the chicken to the judges table
- ◆ Sharing information about your chicken
- ◆ The judge examines the chicken
- ◆ The judge asks questions about the chicken


For more information watch a series of 10 YouTube videos:  
<http://www.youtube.com/playlist?list=PL77B4F868A7DCBAA9>

Check your county's fairbook for specific county rules.



## Play the "Chicken Song" and do the dance

<http://www.youtube.com/watch?v=aWjelTmDmmo&feature=related>



### *Books to Read with Your Children*

## "Chicks & Chickens"

Gail Gibbons (Author, Illustrator)



## "From Egg to Chicken"

(How Living Things Grow)

Anita Ganeri (Author)

### *Visit YouTube & Listen To These Books*

#### "Chicken Little"

<http://www.youtube.com/watch?v=RxYZIikyofl>

#### "Buck Buck The Chicken"

<http://www.youtube.com/watch?v=-nnG2YMAqcA>

### Questions????

What else do you want to learn about your chicken?


How many cups of water does your chicken need every day? (1 to 2 cups per day)

Where is the chicken's comb? (See the chicken parts)


How do you wash a chicken? (Read "Getting Your Chicken Ready for the Fair")



# Make Your Own Chicken Puzzle







Color this chicken